

MS SYMPHONIE

Premium ship • 55 cabins • Danube and Rhine

SHIP CODE: SYM_NV



MS SYMPHONIE

The symphony, the most important musical composition, is in perfect harmony with this superb Premium ship to which it gave its name. The MS Symphonie offers cruise itineraries on the Rhine and the Danube, romantic rivers par excellence.



RESTAURANT



LOUNGE / BAR



RECEPTION

Completely renovated in 2017, the MS Symphonie is a Premium intimate-sized ship, measuring 110 m long and 10,40 m wide. It can accommodate 106 passengers, in 55 cabins spread over two decks. All cabins offer a variety of amenities and provide guests with all the comforts they need during their stay.

The blue (referring to the beautiful blue Danube by Johann Strauss Jr.) and yellow tones of the decoration provide a cheerful, lively and light atmosphere.


Located on the upper deck, the restaurant offers a superb French cuisine in a refined setting, where large bay windows allow guests to take full advantage of the panorama.

Also situated on the upper deck is the lounge / bar with a dance floor. On the sun deck, an ideal place to relax and admire the landscapes, guests can enjoy comfortable sun loungers, as well as a large shaded area.

MS SYMPHONIE

DECKS AND TECHNICAL DETAILS

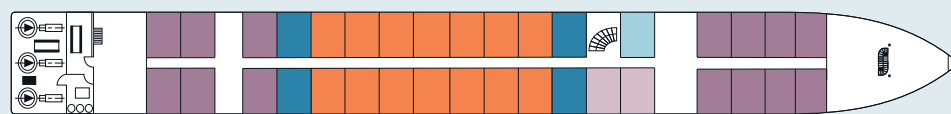
SUN DECK



UPPER DECK



MAIN DECK



Double cabin Cat. A
14,50 m²

Single cabin Cat. A
9,50 m²

Double cabin Cat. B
14,50 m²

Single cabin Cat. B
9,50 m²

Suite Cat. B
15,50 m² and 23 m²

Double cabin Cat. C
14,50 m²

Single cabin Cat. C
9,50 m²

PRM cabin⁽¹⁾ Cat. B
14,50 m²

SUN DECK:

- Sun loungers
- Large shaded area

UPPER DECK:

- Restaurant
- Lounge / bar with dancefloor
- Reception
- Outside cabins

MAIN DECK:

- Outside cabins

Year of construction: 1997

Year of renovation: 2017

Number of decks: 2

Crew members: 25

Length: 110 meters

Width: 10,40 meters

Number of cabins: 55

Number of passengers: 106


PRM cabin⁽¹⁾: 1


The maximum capacity of the boat is 55 cabins. Depending on cruise requirements, this capacity may be contractually modified.



MS SYMPHONIE CABINS

Choose between 3 cabin categories:

Category A: 
Cabin with a "premium"
location.

Category B: 
Cabin with an "intermediate"
location".

Category C: 
Cabin can be slightly smaller in size
and with a "standard" location.

UPPER DECK - 20 CABINS with French balcony, sliding panoramic windows

Cat. A: • 15 double cabins - 2 adjustable twin beds - 14,50 m²
• 1 single cabin - 1 bed - 9,50 m²

Cat. B: • 1 single cabin - 1 bed - 9,50 m²
• 1 double cabin - 2 adjustable twin beds - 14,50 m²
• 1 suite - 3 single beds (including 2 adjoining beds
+ 1 sofa bed) - 23 m²
• 1 PRM cabin⁽¹⁾ - 1 double bed - 14,50 m²

DOUBLE CABIN 3D PLAN



MAIN DECK - 35 CABINS picture windows with sliding top section

Cat. A: • 14 double cabins - 2 adjustable twin beds - 14,50 m²

Cat. B: • 4 double cabins - 2 adjustable twin beds - 14,50 m²
• 1 suite - 1 double bed - 15,50 m²

Cat. C: • 14 double cabins - 2 adjustable twin beds - 14,50 m²
• 2 single cabins - 1 bed - 9,50 m²

AMENITIES

- TV
- Telephone (for internal calls only)
- Safe
- Independent air-conditioning
- Electricity 220V
- Wi-Fi
- Bathroom with shower and toilet
- Hair dryer
- Selection of bath products
- Towels

Please note that there is no laundry service
on board the ship.



DOUBLE CABIN - UPPER DECK

⁽¹⁾ PRM: Person with Reduced Mobility.

TEMPORARY EMERGENCY PHONE NUMBER,
valid only during your cruise: 00 33 (0)6 33 81 71 91