

MS ELBE PRINCESSE

Premium ship • 39 cabins • Elbe

SHIP CODE: ELB_NV



MS ELBE PRINCESSE

Built in 2016, this ship features a Nordic and contemporary interior style accented by light-hued woods and sleek graphics reflecting the architecture of the capitals of northern Europe.

A bright warm light in all private and public areas are the elements that will turn first time passengers into returning ones.



The main deck cabins have large windows, and the upper deck cabins have French balconies.

All meals during the cruise are served in the restaurant on the main deck, which can be accessed directly from the lounge and bar. The restaurant is surrounded by large panoramic windows that give fantastic views of the scenery as it flows by. The lounge and bar on the stern of the upper deck are where cocktails, games, dancing, and other fun-filled evenings take place. The lounge has outdoor access so you can have a drink while enjoying the feel of the open air.

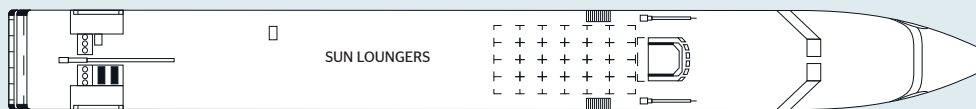
The sun deck, with chairs and sun loungers, is the best place on the ship for an unobstructed view of the sites.



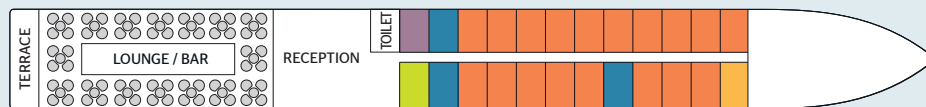
MS ELBE PRINCESSE

DECKS AND TECHNICAL DETAILS

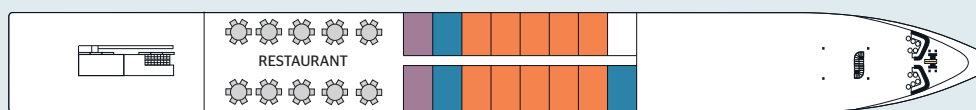
SUN DECK



UPPER DECK



MAIN DECK



Double cabin Cat. A
14,50 m²

Double cabin Cat. B
11 m² and 14,50 m²

Double cabin Cat. C
14,50 m²

Single cabin Cat. A
11 m²

PRM cabin⁽¹⁾ Cat. C
13,50 m²

SUN DECK:

- Sun loungers
- Large shaded area

UPPER DECK:

- Terrace
- Lounge / bar with dancefloor
- Reception
- Outside cabins

MAIN DECK:

- Restaurant
- Outside cabins

Year of construction:

2016 at the Saint-Nazaire shipyard

Number of decks: 2

Crew members: 25

Length: 95,4 meters

Width: 10,5 meters

Number of cabins: 39

Number of passengers: 79

PRM cabin⁽¹⁾: 1

The maximum capacity of the boat is 39 cabins. Depending on cruise requirements, this capacity may be contractually modified.






BAR

MS ELBE PRINCESSE

CABINS

Choose between 3 cabin categories:

Category A:  
Cabin with a “premium” location.

Category B: 
Cabin with an “intermediate” location.

Category C:  
Cabin can be slightly smaller in size and with a “standard” location.

UPPER DECK - 24 CABINS with French balcony, sliding windows

- Cat. A:** • 18 double cabins - 2 adjustable twin beds - 14,50 m²
• 1 single cabin - 1 bed - 11 m²
- Cat. B:** • 1 double cabin - 2 adjustable twin beds - 14,50 m²
• 2 double cabins - 1 large bed - 12 m²
- Cat. C:** • 1 PRM cabin⁽¹⁾ - 1 large bed - 13,50 m²
• 1 double cabin - 2 adjustable twin beds - 14,50 m²

MAIN DECK - 15 CABINS with high opening windows

- Cat. A:** • 10 double cabins - 2 adjustable twin beds - 14,50 m²
- Cat. B:** • 1 double cabin - 2 adjustable twin beds - 14,50 m²
• 2 double cabins - 1 double bed - 11 m²
- Cat. C:** • 2 double cabins - 2 adjustable twin beds - 14,50 m²

AMENITIES

- TV
- Telephone (for internal calls only)
- Safe
- Independent air-conditioning
- Electricity 220V
- Wi-Fi
- Bathroom with shower and toilet
- Hair dryer
- Selection of bath products
- Towels

Please note that there is no laundry service on board the ship.

DOUBLE CABIN 3D PLAN



DOUBLE CABIN - UPPER DECK

(1) PRM: Person with Reduced Mobility.

**TEMPORARY EMERGENCY PHONE NUMBER,
valid only during your cruise: 00 33 (0)7 72 34 29 41**